

213C1435

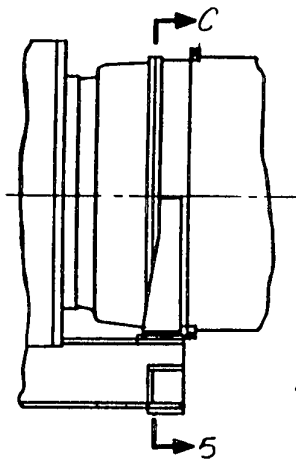
GENERAL ELECTRIC

213C1435

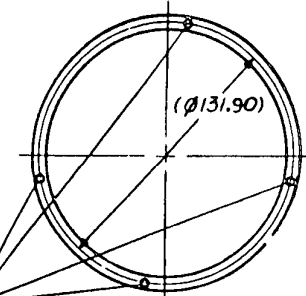
UNLESS OTHERWISE SPECIFIED USE THE FOLLOWING:			
APPLIED PRACTICES	SURFACES	TOLERANCES UNLESS OTHERWISE SPECIFIED	
SEE ITEM 1	✓	FRACTIONS	DIMENSIONS
		±	±

TITLE
BOLTING & DOWELING ARR
 FIRST MADE FOR 9A1PEI-3
 PL ISSUED 1604

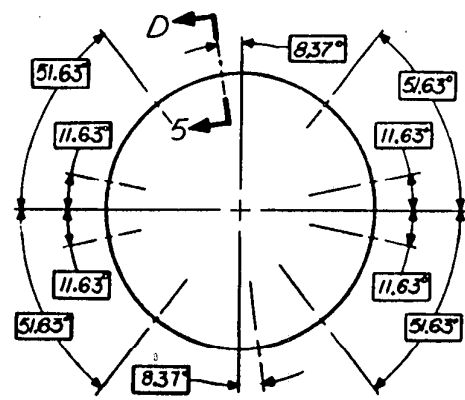
- NOTES:
1. THE DIAMETRICAL FIT OF ALL DOWEL PINS TO BE .0005 TIGHT TO 1/10% OF DOWEL DIA LOOSE.
 2. WELD PER ITEM 2, CL III. INSPECT PER CODE 6.
 3. DOWELS SUPPLIED TO THE FIELD ARE TO BE OVERSIZE AND FITTED AT ASSY.



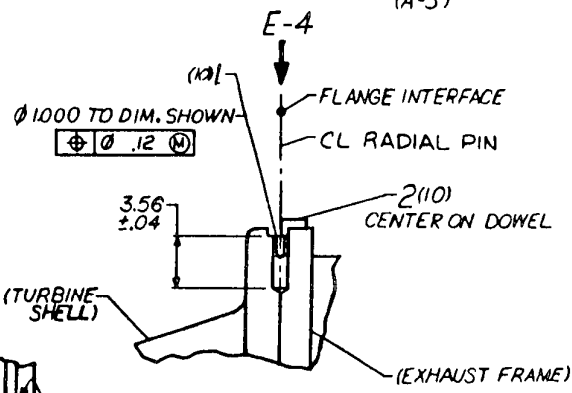
REMOVE PINS AFTER ASSY OF RADIAL DOWELS



SECTION C-5 (A-3)



RADIAL PINNING OF TURBINE SHELL TO EXHAUST FRAME VIEW LOOKING DOWNSTREAM



SECTION D-5 (C-2)



VIEW E-4 (C-5)

2	WELD PROCESS	PBA-AGI
1	APPLIED PRACTICES	11805700
1	NOMENCLATURE	LIBERT
LIST OF COMPLEMENTARY DOCUMENTS		
SIMILAR TO: 103E8469 (CALC WT) — LBS		

REVISIONS	PRINTS TO

COPYRIGHT 1990 GENERAL ELECTRIC COMPANY

PROPRIETARY INFORMATION—THIS DOCUMENT CONTAINS PROPRIETARY INFORMATION OF THE GENERAL ELECTRIC COMPANY AND MAY NOT BE USED OR DISCLOSED TO OTHERS, EXCEPT WITH THE WRITTEN PERMISSION OF GAS TURBINE DIVISION, GENERAL ELECTRIC COMPANY.

APPROVED BY: C. G. BROWN 21/11/90
 DATE: 3/26/90
 RRS
 May 31, 1990

GAS TURBINE GREENVILLE, SC 213C1435

0.30